

SI[CUBE]

Safe 3D cutting



SI[CUBE]

CAD/CAM system for 4-, 5- and 6-axis cutting machines

SI[CUBE] is a programming software for 3D sheet metal cutting machines equipped with 4,5 or 6 axis.

SI[CUBE] allows to import any part created by a 3D CAD system, to easily edit it and to generate a cutting path.

SI[CUBE] uses a powerful algorithm to automatically generate tool paths and to avoid any collision between the laser head and the part, allowing the user to modify the inclination of the bevel head.

SI[CUBE] features:

- New portal with easy access to all main functions
- Integrated CAD system for designing and importing
- Automatic calculation of fixtures according to the specific part
- Univocal fixture mounting sequence with no error possibility.
- Handling of collisions between machine tool head and sheet metal part
- Head position check (head out of working area)
- Head position check (head below fixture level)
- Simplified handling and calculation of fixtures



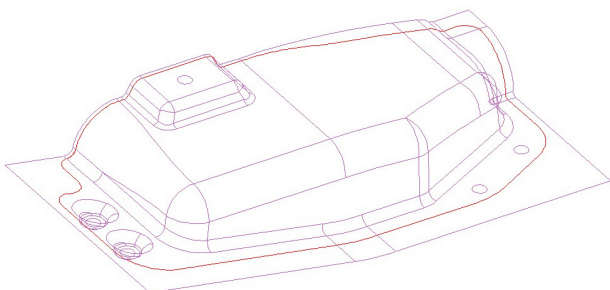
SI[CUBE]

Freedom to design ideas

Smartest and easiest design ever

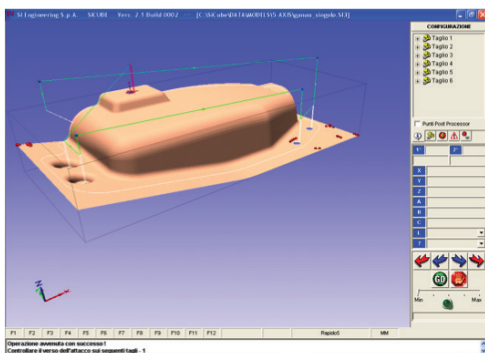
Thanks to SI[CUBE] functionalities, the geometry of the part can be easily imported on the basis of widely known standards such as IGES and DXFTM formats, used respectively for three-dimensional and two-dimensional design.

The same software environment can easily and directly interface most of CAD systems used in the designing and machining branch.



Pattern editing

SI[CUBE] allows to modify the position of the cutting head as well as the cutting parameters at any stage of the generated program.



File formats imported by SI[CUBE]

Manufacturer	File Format
IGES	*.igs; *.iges

Optional file formats imported by SI[CUBE]

Manufacturer	File Format
STEP	*.stp; *.step
ACIS	*.sat; *.sab; *.asat; *.asab
SOLIDWORKS	*.sldprt; *.sldasm
INVENTOR	*.ipt; *.iam
UG/NX	*.prt
PRO/ENGINEER	*.prt; *.asm
CATIA V4	*.model; *.exp;
CATIA V5	*.CATPart; *.CATProduct

Full integration

In order to deliver best integration and highest efficiency, S.I. Engineering ensures outstanding performances by means of SI[CAM] and Libellula[CUT], our 2D CAM programs fully integrated in SI[CUBE].

This means one only database, no manipulation of data while transferring from one software to another, for time-saving and smooth operation every day, and a zero training concept: a series of unrivaled advantages developed to increase the efficiency of any business.

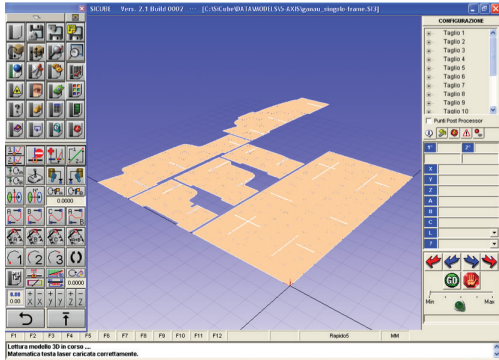
Full integration is also provided with SI[TUBE], our application dedicated to the pipe-cutting process.

S.I. Engineering stands for a universe encompassing interactivity, integration and automation concepts.

A valuable benefit for our customers.

SI[CUBE]

Safe 3D cutting

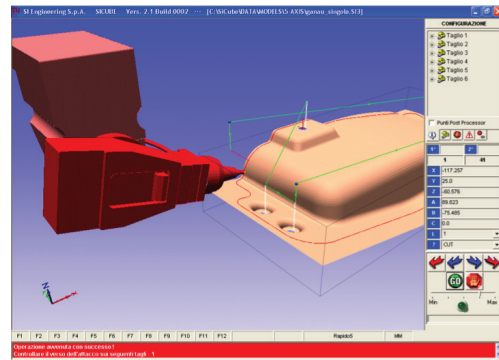


Simplified handling and calculation of fixtures and highest operating precision.

Thanks to the SI[CUBE] environment, the automatic calculation of the fixture properties is carried out on the basis of the shape of the part to be handled, thus ensuring to build appropriate fixtures to hold the part.

Moreover, SI[CUBE] univocally determines a mounting sequence for fixtures, eliminating any errors during their assembling.

SI[CUBE] No dimensioning error and no assembling error for fixtures.



An accurate simulation

Before generating the codes for the machine NC, a dynamic simulation shows the part, its fixing system, the cutting head as well as its rotation movements.

Through extensive checks, the program ensures an exact cutting path and actively warns the user about any possible collisions between the laser head and the elements to be machined.

Safe 3D cutting

SI[CUBE] automatically detects and optimizes cutting paths.

Through extensive checks, the program ensures an exact cutting path and actively warns the user about any possible collisions between the laser head and the elements to be machined.

SI[CUBE] verifies collisions on the entire pattern and scans for any possible elements possibly present on the drawing.


Available postprocessors

✓ Perndorfer	✓ Trumpf	✓ Mazak	✓ Shaghai Unity Prima	✓ Bystronic	✓ BLM Group
✓ Prima Industrie	✓ Nanchuan	✓ Caretta Technology	✓ Bystronic	✓ Laserdyne	And many more..

+12.000 
Satisfied customers worldwide

+60 
The countries we serve.

16.125 
Installed licenses

29.654 
Installed machines

70 
A team consisting of qualified professionals,
technical engineers and
analyst programmers
at the customer's service.


100%
Satisfaction guaranteed.


Our partners:
Rivoira-Praxair
Prima Power
Microsoft
and many others.



S.I. Engineering s.r.l.

Via Savigliano 6/B/1 12062 Cherasco (CN) Italy
Tel: +39 0172 491834 Fax: +39 0172 457970
P.IVA 12806410150
email: info@solinf.it



www.solinf.it - www.libellula.eu